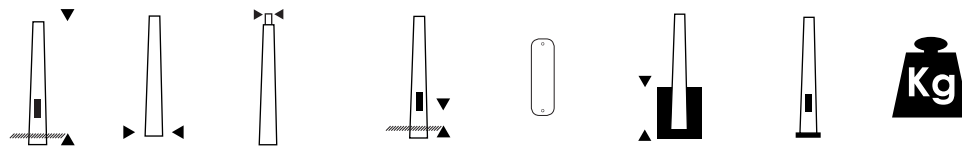


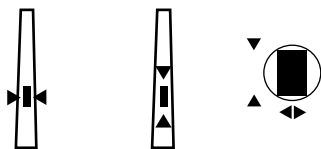
Product sizing: standard EN 40-3-3. Product manufacturing: standard EN 40-5  
 Raw material: low-silicon steel (Si + P ≤ 0.04%).  
 Zinc coating: international standard EN ISO 1461 (layer thickness typically <90 µm)

Spigot: diameter 60 mm and length 100 mm

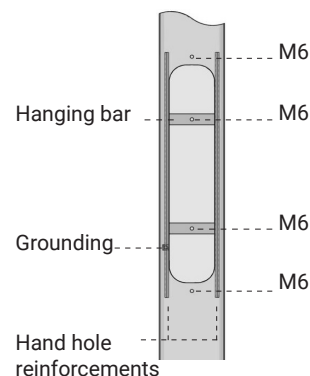
Attachment of the arm: There are two sets of screws with 3 x 120° division at the top of the pole (not in straight conical poles) to attach the arm easily and securely.



Type	Height (m)	Base diameter (mm)	Spigot Ø (mm)	Door distance (mm)	Door ID	Installation options		Max load (Kg)
						Embedding	Flange	
A203SK	3	108	60	500	A1	500	L1	20
A204SK	4	114	60	500	A2	500	L1	20
A205SK	5	125	60	500	A3	500	L1	20
A106SK	6	138	60	500	A3	500	L1	20
B108SK	8	163	60	950	A4	600	L2	20
B110SK	10	188	60	950	A4	600	L3	20
B112SK	12	211	60	950	A5	600	L3	20



Door ID	Width (mm)	Height (mm)	Internal dimensions 40 x 40 (mm)
A1	75	400	50X50
A2	80	400	50X50
A3	80	400	65X65
A4	90	400	80X90
A5	100	400	90X125



A = Not reinforced

